

Innovative companies
are transforming the world.
Imagine what they can do
for your portfolio.



**Invesco India -
Invesco EQQQ NASDAQ-100
ETF Fund of Fund**

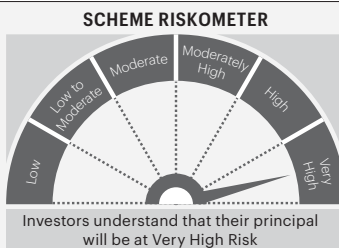
(An open ended fund of fund scheme investing in
Invesco EQQQ NASDAQ-100 UCITS ETF)

Help power your portfolio
with the innovators of
the Nasdaq 100.

Suitable for investors who are seeking*

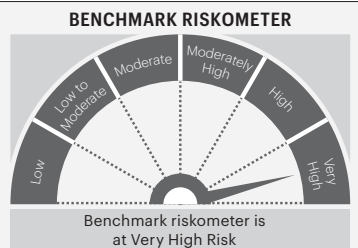
- Capital appreciation over long-term
- Returns that correspond to performance of Invesco EQQQ NASDAQ-100 UCITS ETF, subject to currency movements and tracking error

*Investors should consult their financial advisers if in doubt about whether the product is suitable for them.



SCHEME BENCHMARK

**NASDAQ-100
Notional Index
(Net Total Return)**



Nasdaq-100

Access today's most innovative companies



Exposure to large-cap companies at the forefront of innovation

- Exposure to 100 largest US and international non-financial companies listed on the Nasdaq Stock Market based on market capitalization.
- Access to companies with exposure to disruptive technologies.



Robust Fundamentals

- Access to growing companies with strong fundamentals.
- NASDAQ-100 companies have strong brand equity, valuable patents and economies of scale that may drive product demand and pricing power.



Reinvesting for future growth

- A legacy of innovation and growth fueled by robust research and development (R&D).
- NASDAQ-100 companies spend considerably more on R&D to develop cutting edge technologies.



Strong Performance

- NASDAQ-100 Index has a long-term track record and has delivered noteworthy performance of 22.40 % CAGR returns over last 10 years¹.

¹Source: Morningstar Direct; NASDAQ-100 denotes NASDAQ - 100 Index - Net Total Returns for the period August 1, 2012 to July 31, 2022 in INR terms (CAGR returns). For USD/INR conversion, the source is "Reuters WM 4pm UK time".
Past performance may or may not be sustained in future.



Introducing

Invesco India - Invesco EQQQ NASDAQ-100 ETF Fund of Fund

Investment Objective

To generate returns by investing predominantly in units of Invesco EQQQ NASDAQ-100 UCITS ETF, an overseas exchange traded fund, which seeks to provide investment results which, before expenses, generally correspond to the price and yield performance of the NASDAQ-100 Notional Index (Net Total Return) in USD.

Fund Structure



Invesco India -
Invesco EQQQ
NASDAQ-100
ETF Fund of Fund

Invesco EQQQ
NASDAQ-100 UCITS ETF
(Underlying Fund)

Fund Size:
USD 6.20 Billion
-INR 49,118 Crores

100 largest
non-financial
companies listed on
the Nasdaq Stock
Market based on
market capitalization

AUM data as of July 31, 2022. ²Kindly refer to Section- 'Who can Invest' in the Scheme Information Document for details. 1 USD = 79.2612 INR

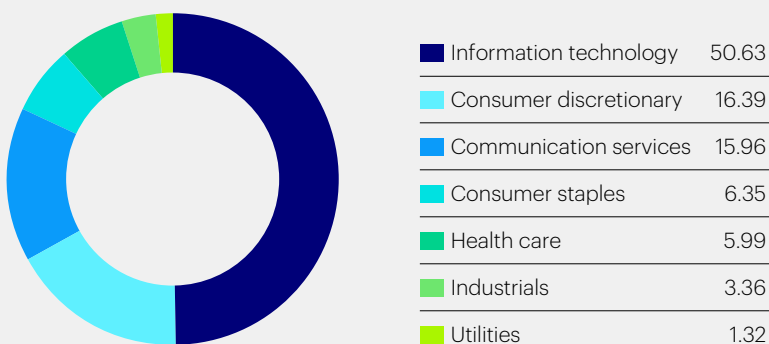
Top 10 Holdings (Underlying Fund)

as on July 31, 2022

Particulars	% of Net assets
Apple	13.29
Microsoft	10.61
Amazon	6.94
Tesla	4.67
Alphabet 'C'	3.69
Alphabet 'A'	3.53
Nvidia	3.23
Meta Platforms 'A'	2.76
PepsiCo	2.03
Costco Wholesale	2.01

Sector constituents (Underlying Fund)

as of July 31, 2022

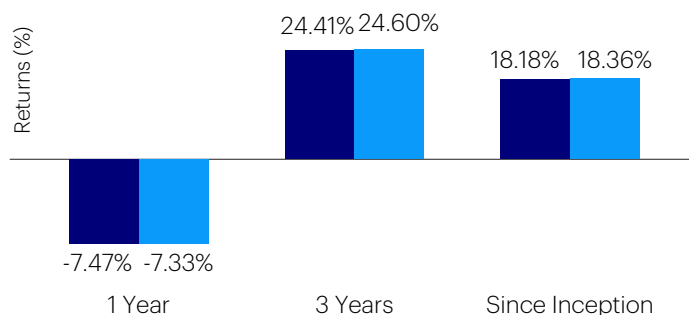


Disclaimer: The sectors and stocks referred above should not be construed as recommendations, advice to buy, sell or in any manner transact in the sector or stocks and neither should it be considered as Research Report from Invesco Asset Management (India) Private Limited and/or Invesco Mutual Fund. The Scheme may or may not have any present or future positions in these sectors / stocks and allocation is subject to change without any prior notice.

Performance for Share Class- Accumulation (Underlying Fund) as on July 29, 2022

Performance in INR terms

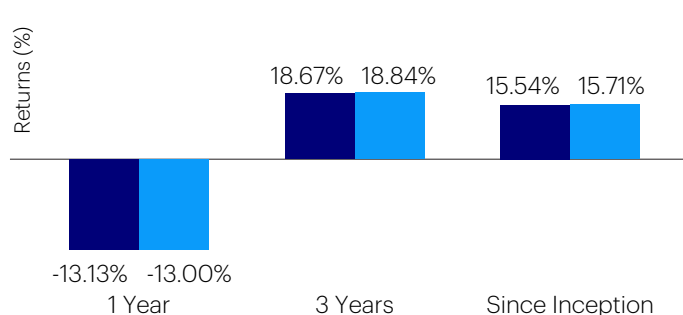
(Returns above 1 year are CAGR)



■ Invesco EQQQ NASDAQ-100 UCITS ETF
■ NASDAQ-100 Notional Index (Net Total Return)

Performance in USD terms

(Returns above 1 year are CAGR)



■ Invesco EQQQ NASDAQ-100 UCITS ETF
■ NASDAQ-100 Notional Index (Net Total Return)

Source: Morningstar Direct. **Past performance may or may not be sustained in future** and that it should not be considered as a basis for comparison with other investments. Returns for more than one year are Compounded Annualized Growth Rate (CAGR). Inception date of Share class - Accumulation - September 24, 2018. For USD/INR conversion, the source is "Reuters WM 4pm UK time".

Disclaimer: For calculating returns of Underlying Fund in INR terms, USD / INR currency conversion rate prevailing as on the respective date is considered for conversion of NAVs of Underlying Fund as well as conversion of index values. The difference in returns (in % terms) of Underlying Fund in USD and INR over different time periods is largely attributable to movement of USD vis-à-vis INR. There is no guarantee that similar trend of movement in currency exchange rates of USD vis-à-vis INR will continue in future. The returns of Underlying Fund in INR terms should not be construed as returns of the Scheme as recurring expenses will be also be charged to the Scheme and Scheme may not be fully invested in Underlying Fund at all points of time. The Scheme may invest in Underlying Fund in different points of time and there is no assurance or guarantee that the Scheme will always be able to capture favourable currency exchange rates while investing in the Underlying Fund.

Portfolio as on July 31, 2022

Name of The Instruments	% of Net Assets
International Exchange Traded Funds	97.59%
Invesco EQQQ NASDAQ-100 UCITS ETF	97.59%
Cash & Cash Equivalent	2.41%
Total	100%

Key Facts

Asset Allocation

Under normal circumstances, the asset allocation of the Scheme would be as follows:

Instruments	Indicative Allocation (% of Net Assets)		Risk Profile
	Minimum	Maximum	
Shares of Invesco EQQQ NASDAQ-100 UCITS ETF [^]	95	100	High
Debt and money market securities / Units of debt and liquid schemes of Invesco Mutual Fund	0	5	Low to Medium

[^] Investors are requested to note that shares of Invesco EQQQ NASDAQ-100 UCITS ETF should be considered similar to units of the Fund.

Plans¹/Options (Applicable to Regular and Direct Plan also)

Growth Option

Minimum Investment

Lumpsum: Rs.1,000 and in multiples of Re.1 thereafter

Systematic Investment Plan:

Frequency	Months		Quarters
	No. of Installments		
	12	6	4
Minimum Amount	Rs.500	Rs.1,000	Rs.1,500
	And in multiples of Re.1 thereafter		

Load Structure:

For each purchase of units through Lumpsum / switch-in / Systematic Investment Plan (SIP) and Systematic Transfer Plan (STP), exit load will be as follows:

Entry Load: Nil²

Exit Load: Nil³

Switch between the Plans under the Scheme: Nil

Fund Managers:

Mr. Amit Nigam[®] and Mr. Krishna Cheemalapati (for debt investments)

Benchmark: NASDAQ-100 Notional Index (Net Total Return)

¹Direct Plan will have a lower expense ratio excluding distribution expenses, commission for distribution of Units etc.

²The upfront commission, if any, on investment made by the investor shall be paid by the investor directly to the Distributor, based on his assessment of various factors including the service rendered by the Distributor

³Exit load charged, if any, will be credited back to the scheme, net of goods and services tax

[®]Pursuant to transfer of Mr. Neelesh Dhamnaskar to the Portfolio Management Services Division of the Company, Mr. Amit Nigam has been appointed as a dedicated fund manager for making investments in overseas securities in the schemes of Invesco India - Invesco Global Consumer Trends Fund of Fund, Invesco India - Invesco Global Equity Income Fund of Fund, Invesco India - Invesco Pan European Equity Fund of Fund, Invesco India - Invesco EQQQ NASDAQ - 100 ETF Fund of Fund (effective date July 9, 2022).


Invesco Asset Management (India)

Invesco Asset Management (India) offers expertise across equity and fixed income investments, with a broad range of funds to suit your every investment need. Our aim is to provide best-in-class investment products across asset classes, regions and risk spectrum, with high standards of customer service.

Invesco Limited – One of the world's leading independent global investment management firms

- US\$1.5 trillion in assets under management around the globe
- Specialised investment teams managing investments across a wide range of asset classes and investment styles
- More than 8,400 employees worldwide
- On-the-ground presence in more than 20 countries, serving clients in more than 120 countries

Source: AUM of \$1,555.9 billion, client-related data, investment professional and employee data as of March 31, 2022. AUM includes all assets under advisement, distributed and overseen by Invesco.

 **Call 1800-209-0007**
sms 'Invest' to 56677
invescomutualfund.com

Follow us on



Distributed by:

ARN Code:

EUIN Code:

M:

E:

Address:

Disclaimer: This document alone is not sufficient and shouldn't be used for the development or implementation of an investment strategy. It should not be construed as investment advice to any party. The statements contained herein may include statements of future expectations and other forward looking statements that are based on prevailing market conditions / various other factors and involve known and unknown risks and uncertainties that could cause actual results, performance or events to differ materially from those expressed or implied in such statements. The data used in this document is obtained by Invesco Asset Management (India) Private Limited (IAMI) from the sources which it considers reliable. While utmost care has been exercised while preparing this document, IAMI does not warrant the completeness or accuracy of the information and disclaims all liabilities, losses and damages arising out of the use of this information. The content of this document is intended solely for the use of the addressee. If you are not the addressee or the person responsible for delivering it to the addressee, any disclosure, copying, distribution or any action taken or omitted to be taken in reliance on it is prohibited and may be unlawful. The readers should exercise due caution and/or seek appropriate professional advice before making any decision or entering any financial obligation based on information, statement or opinion which is expressed herein.

Mutual Fund investments are subject to market risks, read all scheme related documents carefully.