

# Profit<sup>^</sup> & Purpose. Aim to achieve both in one fund.

<sup>^</sup>Profit does not signify any assurance of returns

## Presenting Invesco India ESG Equity Fund

(An open ended equity scheme investing in companies following Environmental, Social and Governance (ESG) theme)

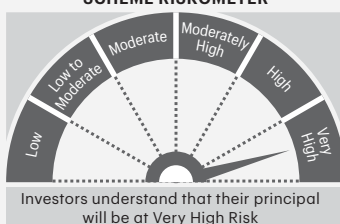


### Suitable for investors who are seeking\*

- capital appreciation over long-term
- investments predominantly in equity and equity-related instruments of companies following ESG theme

**\*Investors should consult their financial advisers if in doubt about whether the product is suitable for them.**

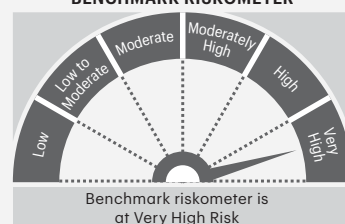
### SCHEME RISKOMETER



### SCHEME BENCHMARK

**NIFTY 100 ESG  
INDEX TRI**

### BENCHMARK RISKOMETER





**“ESG is the consideration of Environmental, Social and Governance factors in the investment process”**

**Climate change, burgeoning pollution, resource’s scarcity, inequality, among others are some of the defining issues of our time, and we are at a turning point which could change the future.**

The companies are increasingly focusing on ESG initiatives as businesses face a new set of challenges in today’s socially conscious economy.

With risks emanating from environment, social and governance (ESG) factors increasing; it is important to assess where the company faces risk on account of ESG parameters as ignoring these risks can have far reaching consequences, including impact on the shareholder value.



### **Why ESG risks can have a material impact on businesses?**

ESG issues can impact company’s positioning and have financial impacts. In the past, continuity of several businesses has been risked due to disregarding ESG practices, which in turn impacted their business operations, reputation and the shareholder value.

Environmental	Social	Governance
Breaching environment norms may lead to heavy tax implications, penalties, delay in project approvals, etc.	Poor social parameters can affect the productivity; labour unrest, lead to employee dissatisfaction.  Deal with social stigma which can make it difficult for company to attract talent.	Poor governance standards lead to high reputation risk.

**Disclaimer** - The above parameters are provided for explaining key material ESG issues which have the potential to impact the enterprise value. The ESG issues selected may not be an exhaustive list of issues and there can be other set of issues / methodology which may affect the ESG Scores.

Although ESG issues often get highlighted owing to extreme events, we feel that an [inclusive approach of evaluating businesses on ESG parameters can go a long way in reducing the investment risk and enhancing trust quotient of investors.](#)

The advantages of proactively dealing with ESG issues not only help companies to alleviate the shareholders concerns but can also provide access to a large pool of capital, build a strong brand, create value, and encourage long-term sustainable growth.

The companies with strong ESG propositions may create value through:



**Increased top-line growth**



**Lower costs of production**



**Better financing terms**



**Government support and subsidies**



**Motivated employees**

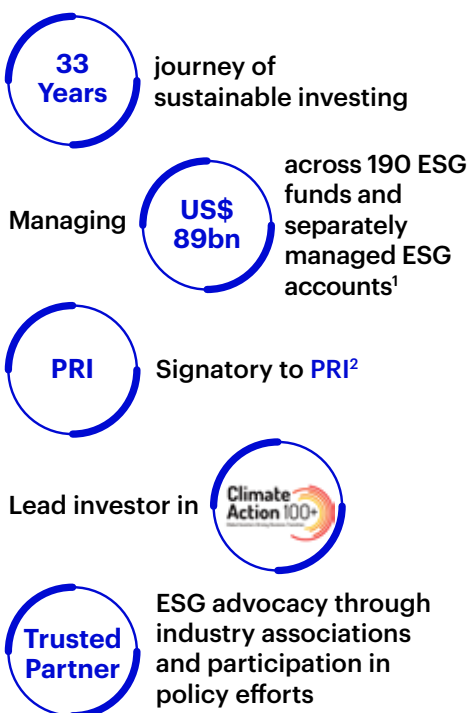


**Enhanced returns on capital invested**

## Invesco and ESG

### 'What we believe is what we do'

Invesco truly believes in merits of 'responsible investing' and for more than 30 years, globally we have been demonstrating our commitment to responsible investing by actively encouraging ESG inclusive practices across every area of the business.



### Investment Strategy & Portfolio Construction Guidelines

- Investments in companies which are selected based on Environmental, Social & Governance (ESG) criteria as defined by our proprietary investment framework.
- Follows an exclusions strategy wherein it will not invest in companies associated with following sectors: thermal coal extraction, unconventional oil & gas extraction (shale oil, shale gas, and Arctic drilling), power production based on coal, unconventional weapons (including nuclear weapons systems, biological weapons etc.), tobacco – production & trading, gambling etc.
- Invests primarily in Largecap stocks. (~66.8% of overall portfolio) Limited exposure to midcap & smallcap stocks ~31.8% allocation of overall portfolio<sup>3</sup>.
- Bottom-up approach to select stock. Portfolio will be a blend of growth & value stocks.

Source: Invesco internal. Data as of August 31, 2022.

Note - <sup>3</sup>The above strategy is based on current views and is subject to change from time to time. Large cap: 1st – 100th company in terms of full market capitalization; Mid cap: 101st – 250th company in terms of full market capitalization; Small cap: 251st company onwards in terms of full market capitalization.



### Why Invesco India ESG Equity Fund?

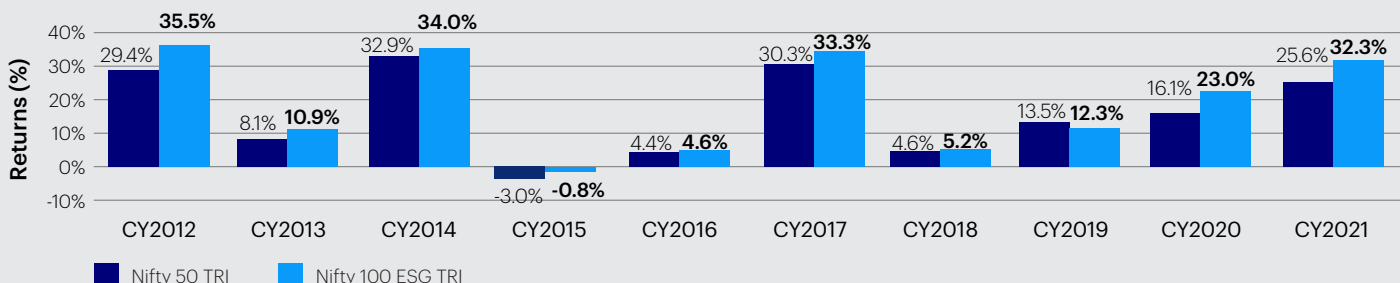
- Profit with Purpose - We see ESG funds as a vehicle to invest in companies, which help make the world a better place.
- Deep commitments to running ESG anchored portfolios through our actions involving investment, divestment and engagement.
- Our belief that ESG considerations represent material economic information that helps explain a company's future beyond what can be deciphered through typical financial statements.

**Disclaimer** - The use of word 'Profit' does not in any manner imply or suggest the performance of the Scheme of Invesco Mutual Fund. It should not be construed as a promise for returns and safeguard of capital. It does not guarantee protection against a loss in a declining market. The readers should exercise due caution and/or seek independent professional advice before making any investment decision or entering into any financial obligation based on information, statement or opinion which is expressed herein.

<sup>1</sup>Source: Invesco, data as on 30 June, 2022.  
<sup>2</sup>PRI: The Principles for Responsible Investment.

## Performance: ESG Aware Companies vs Nifty 50

### Calendar year returns of Nifty 100 ESG TRI Index and Nifty 50 TRI index



Index Returns % (CAGR)	1 Year	3 Year	5 Year	7 Year	Volatility* (Annualized)	1 Year	3 Year	5 Year	7 Year
Nifty 100 ESG TRI	1.10%	20.70%	15.20%	14.80%	Nifty 100 ESG TRI	17.92%	22.09%	18.87%	17.48%
Nifty 50 TRI	5.20%	18.60%	13.80%	13.60%	Nifty 50 TRI	17.63%	22.74%	19.28%	17.76%

**Past performance may or may not be sustained in future.** Based on yearly returns of Nifty 100 ESG TRI Index and Nifty 50 TRI Index. Source: NSE. Data as on August 30, 2022, Returns above 1 year are Compounded Annualised Growth Rate (CAGR). \*Volatility/Risk is calculated based on daily rolling returns. Volatility/Risk is represented by standard deviation. Standard deviation is a statistical measure of the range of an investment's performance.

**Disclaimer:** The above simulation is to explain the performance and volatility of Nifty 100 ESG TRI Index and Nifty 50 TRI index over different time frame. The performance and volatility of Nifty 100 ESG TRI Index and Nifty 50 TRI index does not in any manner reflect future performance/returns of the Scheme. The same is for illustration purpose only and shouldn't be used for the development or implementation of an investment strategy. It should not be construed as investment advice to any party or a promise on minimum returns and safeguard of capital. Invesco Asset Management (India) Pvt. Ltd./Invesco Mutual Fund is not guaranteeing or promising or forecasting any returns.

**Returns as on August 30, 2022**

Period	Returns % (CAGR)			Value of Rs.10,000/- invested		
	Fund	Benchmark Nifty 100 ESG TRI	Additional Benchmark Nifty 50 TRI	Fund	Benchmark Nifty 100 ESG TRI	Additional Benchmark Nifty 50 TRI
1 Year	-1.54%	1.06%	5.16%	9,846	10,105	10,514
Since Inception	14.61%	15.40%	15.42%	12,180	12,302	12,305

**Past performance may or may not be sustained in future.** The performance details provided herein are of existing plan (Regular) – Growth Option. Different plans have different expense structure. For calculating returns since inception, NAV as on the date of allotment is taken as Rs. 10/-. Face Value per unit is Rs. 10/-. Returns above 1 year are Compounded Annualised Growth Rate (CAGR). Fund Manager(s) : Amit Nigam since 20 March, 2021 & Taher Badshah since 20 March, 2021

**SIP Performance as on August 30, 2022 (Rs. 10,000 invested on the first business day of every month)**

Period	Total amount invested (Rs.)	Scheme		Nifty 100 ESG TRI <sup>4</sup>		Nifty 50 TRI <sup>5</sup>	
		Market value (Rs.)	SIP returns (%) XIRR	Market value (Rs.)	SIP returns (%) XIRR	Market value (Rs.)	SIP returns (%) XIRR
1 Year	1,20,000	1,17,728	-3.51%	1,22,643	4.13%	1,25,552	8.74%
Since Inception	1,80,000	1,86,713	4.75%	1,92,834	9.09%	1,96,922	11.98%

**Past performance may or may not be sustained in future.** The performance details provided herein are of existing plan (Regular) – Growth Option. Different plans have different expense structure. Load is not taken into consideration.

<sup>4</sup>Scheme Benchmark. <sup>5</sup>Additional Benchmark. Inception date: 20 March, 2021

**Note:** XIRR method is used to calculate SIP returns. The above investment simulation is for illustrative purpose only and should not be construed as a promise on minimum returns and safeguard of capital. Invesco Asset Management (India) Private Limited/Invesco Mutual Fund is not guaranteeing or promising or forecasting any returns. SIP does not ensure a profit or guarantee protection against a loss in a declining market. Please refer SIP Enrolment Form or contact nearest ISC for Load Structure.

**As on August 31, 2022**

Top 10 Equity Holdings	% of Net Assets	ESG Score <sup>6</sup>	Top 10 Industries	% Weightage
HDFC Bank Limited	8.02%	70.5	Banks	25.93%
Infosys Limited	7.72%	80.1	IT - Software	17.21%
ICICI Bank Limited	6.13%	64.8	Auto Components	7.50%
Tata Consultancy Services Limited	5.46%	71.6	Consumer Durables	7.07%
Kotak Mahindra Bank Limited	4.63%	70.0	Pharmaceuticals & Biotechnology	5.37%
Bharti Airtel Limited	4.28%	66.3	Retailing	4.74%
Titan Company Limited	4.27%	67.0	Telecom - Services	4.28%
Axis Bank Limited	4.13%	68.7	Finance	3.77%
Bajaj Finance Limited	3.77%	67.4	Diversified FMCG	3.30%
Hindustan Unilever Limited	3.30%	68.6	Electrical Equipment	2.59%
<b>Weighted Average Portfolio ESG Score<sup>6</sup></b>			Industrywise classification as per AMFI.	
<b>65.5</b>				

<sup>6</sup>ESG score as provided by Stakeholders Empowerment Services, an ESG rating provider empaneled with AMFI. For more details on scores please refer factsheet.



Performance of other Schemes managed by the Fund Manager (As on August 30, 2022)

Fund	Fund Manager	6Months		1 Year		3 Years		5 Years		7 Years		10 Years	
		Fund	BM	Fund	BM	Fund	BM	Fund	BM	Fund	BM	Fund	BM
Invesco India Contra Fund	Taher Badshah, Dhimant Kothari	-	-	5.71%	7.01%	20.82%	21.24%	14.17%	13.59%	14.74%	14.21%	18.14%	15.44%
*Invesco India Dynamic Equity Fund	Pranav Gokhale, Taher Badshah	-	-	2.00%	4.06%	9.49%	13.29%	6.14%	10.81%	8.03%	11.04%	11.86%	11.57%
*Invesco India Equity & Bond Fund	Taher Badshah, Pranav Gokhale (for equity investments) & Krishna Cheemalapati (for debt investments)	-	-	1.95%	5.66%	12.06%	16.23%	-	-	-	-	-	-
Invesco India Equity Saving Fund	Amit Nigam, Dhimant Kothari (for equity investments) & Krishna Cheemalapati (for debt investments)	-	-	0.56%	4.09%	7.11%	10.31%	-	-	-	-	-	-
*Invesco India Flexi Cap Fund	Taher Badshah Amit Nigam	4.21%	8.46%	-	-	-	-	-	-	-	-	-	-
*Invesco India Focused 20 Equity Fund	Taher Badshah, Nitin Gosar	-	-	0.80%	7.01%	-	-	-	-	-	-	-	-
Invesco India Infrastructure Fund	Amit Nigam	-	-	12.10%	23.07%	27.28%	24.01%	14.44%	9.38%	13.63%	12.24%	16.95%	13.76%
*Invesco India Largecap Fund	Amit Nigam, Nitin Gosar	-	-	2.13%	5.73%	16.96%	18.89%	11.51%	13.37%	11.68%	13.58%	14.23%	14.90%
Invesco India Multicap Fund	Amit Nigam, Pranav Gokhale	-	-	0.82%	7.48%	20.84%	23.97%	11.19%	13.04%	12.11%	14.47%	18.05%	16.60%
Invesco India Smallcap Fund	Pranav Gokhale, Taher Badshah	-	-	5.85%	6.81%	30.45%	28.20%	-	-	-	-	-	-
Invesco India Tax Plan	Amit Nigam, Dhimant Kothari	-	-	-1.00%	7.01%	17.48%	21.24%	12.10%	13.59%	12.36%	14.21%	16.28%	15.44%
Invesco India - Invesco Global Consumer Trends Fund of Fund	Amit Nigam, Krishna Cheemalapati	-	-	-36.07%	-12.81%	-	-	-	-	-	-	-	-
Invesco India - Invesco Global Equity Income Fund of Fund	Amit Nigam	-	-	-4.69%	-6.91%	10.07%	12.98%	7.69%	12.82%	6.56%	11.76%	-	-
Invesco India - Invesco Pan European Equity Fund of Fund	Amit Nigam	-	-	-12.02%	-14.15%	6.13%	6.16%	2.79%	6.00%	2.34%	5.78%	-	-

**Past performance may or may not be sustained in future.** The performance details provided herein are of existing plan (non - direct plan) – Growth Option. Different plans have different expense structure. Face Value per unit is Rs. 10/-. Returns above 1 year are Compounded Annualised Growth Rate (CAGR). Benchmark Returns are calculated using Total Return variant of respective Benchmark Index (TRI). No. of schemes managed - Mr. Taher Badshah : 7, Mr. Amit Nigam : 11. Funds benchmark- Invesco India Smallcap Fund: S&P BSE 250 Smallcap TRI; Invesco India Dynamic Equity Fund: NIFTY 50 Hybrid Composite debt 50:50 Index; Invesco India Contra Fund: S&P BSE 500 TRI; Invesco India Tax Plan : S&P BSE 500 TRI; Invesco India Largecap Fund: Nifty 100 TRI; Invesco India Multicap Fund : Nifty 500 Multicap 50:25:25 TRI. Invesco India Flexi Cap Fund - S&P BSE 500 TRI; Invesco India Infrastructure Fund -S&P BSE India Infrastructure TRI; Invesco India Focused 20 Equity Fund - S&P BSE 500 TRI; Invesco India Equity Savings Fund-Nifty Equity Savings Index; Invesco India Equity & Bond Fund - CRISIL Hybrid 35+65 - Aggressive Index. Invesco India - Invesco Global Consumer Trends Fund of Fund - MSCI World Consumer Discretionary Index - Net Dividend, Invesco India - Invesco Pan European Equity Fund of Fund - MSCI Europe - Net Dividend, Invesco India - Invesco Global Equity Income Fund of Fund - MSCI World Index - Net Dividend. For performance of direct plans please click on the link: [www.invescomutualfund.com/fund-performance](http://www.invescomutualfund.com/fund-performance). Fund Managers managing the schemes since: Invesco India Smallcap Fund –Taher Badshah – October 30, 2018 and Pranav Gokhale- March 1, 2019; Invesco India Dynamic Equity Fund - Pranav Gokhale- June 1, 2018 and Taher Badshah - January 13, 2017; Invesco India Contra Fund - Taher Badshah - January 13, 2017 and Dhimant Kothari- May 19, 2020; Invesco India Tax Plan- Amit Nigam- September 3, 2020 and Dhimant Kothari – March 29, 2018; Invesco India Largecap Fund - Amit Nigam – September 3, 2020 and Nitin Gosar - March 29, 2018, Invesco India Multicap Fund: Pranav Gokhale - March 29, 2018 and Amit Nigam- September 3, 2020. Invesco India Flexi Cap Fund - Taher Badshah -Feb 14, 2022, Amit Nigam - Feb 14, 2022; Invesco India Equity & Bond Fund - Taher Badshah (for equity Investments) - Jun 30, 2018, Pranav Gokhale (for equity Investments) - May 19, 2020, Krishna Cheemalapati (for debt investments) - Jun 30, 2018; Invesco India Equity Savings Fund - Amit Nigam (for equity Investments) - Sep 3, 2020, Dhimant Kothari (for equity Investments) - May 19, 2020, Krishna Cheemalapati (for debt investments) - Mar 7, 2019; Invesco India Focused 20 Equity Fund - Taher Badshah - Sep 29, 2020, Nitin Gosar- Aug 26, 2021; Invesco India Infrastructure Fund - Amit Nigam - Sep 3, 2020, Invesco India - Invesco Global Consumer Trends Fund of Fund - Amit nigam - 9 July 2022, Krishna Cheemlapati - 24 dec 2020, Invesco India - Invesco Pan European Equity Fund of Fund - Amit nigam - 9th July 2022, Invesco India - Invesco Global Equity Income Fund of Fund - Amit Nigam - 9th July 2022. Invesco India - Invesco EQQQ NASDAQ-100 ETF Fund of Fund has not completed 6 months, hence performance data is not provided.

## Key Facts

### Investment Objective

To generate capital appreciation from a diversified portfolio of Equity and Equity Related Instruments of companies which are selected based on Environmental, Social and Governance (ESG) criteria as defined by our proprietary investment framework

Asset Allocation			
Instruments	Indicative Allocation (% of Net Assets)		Risk Profile High/Medium/ Low
	Minimum	Maximum	
Equity & equity related instruments of companies complying with ESG criteria	80%	100%	High
Other equity & equity related instruments	0%	20%	High
Debt & Money Market Instruments/Units of overnight and liquid schemes of Invesco Mutual Fund	0%	20%	Low to Medium
Units issued by REITs and InvITs	0%	10%	Medium to High

**Plans/Options:** Growth Option Income Distribution cum Capital Withdrawal (IDCW) option

- IDCW Payout
- IDCW Reinvestment option

(If IDCW under payout of IDCW is equal to or less than Rs.100/- then the IDCW would be compulsorily reinvested in the respective plan/option of the scheme)

Minimum Investment			
<b>Lumpsum:</b> Rs.1,000 and in multiples of Re.1 thereafter			
<b>Systematic Investment Plan:</b>			
Frequency	Months		Quarters
No. of Installments	12	6	4
Minimum Amount	Rs.500	Rs.1,000	Rs.1,500
And in multiples of Re.1 thereafter			

**Load Structure:** For each purchase of units through Lumpsum / switch-in / Systematic Investment Plan (SIP) and Systematic Transfer Plan (STP), exit load will be as follows:

- If upto 10% of units allotted are redeemed/switched out within 1 year from the date of allotment – Nil
- For any redemption / switch out in excess of 10% of units allotted within one year from the date of allotment – 1%
- If units are redeemed/switched out after 1 year from the date of allotment – Nil

**Fund Managers:** Mr. Taher Badshah and Mr. Amit Nigam

**Benchmark:** NIFTY 100 ESG INDEX TRI

\*Pursuant to change in fund management responsibilities, for Invesco India Dynamic Fund, Mr. Amit Ganatra and Mr. Dhimant Kothari are the Fund Managers (effective date September 1, 2022); for Invesco Invesco India Equity & Bond Fund, Mr. Dhimant Kothari is Fund Manager (effective date September 1, 2022) along with Mr. Pranav Gokhale managing funds since May 19, 2020 & Mr. Krishna Cheemalapati managing funds since June 30, 2018; for Invesco India Flexi Cap Fund, Mr. Amit Ganatra is the Fund Manager (effective date September 1, 2022) along with Mr. Taher Badshah, managing the fund since February 14, 2022; for Invesco India Largecap Fund, Dhimant Kothari is the fund manager (effective date is September 14, 2022) along with Mr. Amit Nigam managing the fund since September 3, 2020; for Invesco India Focused 20 Equity Fund, Mr. Hiten Jain is the Fund Manager (effective from September 14, 2022) along with Taher Badshah managing the fund since September 29, 2020.


### Invesco Asset Management (India)

Invesco Asset Management (India) offers expertise across equity and fixed income investments, with a broad range of funds to suit your every investment need. Our aim is to provide best-in-class investment products across asset classes, regions and risk spectrum, with high standards of customer service.

### Invesco Limited – One of the world's leading independent global investment management firms

- US\$1.5 trillion in assets under management around the globe
- Specialised investment teams managing investments across a wide range of asset classes and investment styles
- More than 8,400 employees worldwide
- On-the-ground presence in more than 20 countries, serving clients in more than 120 countries

Source: AUM of \$1,555.9 billion, client-related data, investment professional and employee data as of March 31, 2022. AUM includes all assets under advisement, distributed and overseen by Invesco.

 **Call 1800-209-0007**  
**sms 'Invest' to 56677**  
**[invescomutualfund.com](https://www.invescomutualfund.com)**

Follow us on



Distributed by:

ARN Code:

EUIN Code:

M:

E:

Address:

**Disclaimer:** This document alone is not sufficient and shouldn't be used for the development or implementation of an investment strategy. It should not be construed as investment advice to any party. The statements contained herein may include statements of future expectations and other forward looking statements that are based on prevailing market conditions / various other factors and involve known and unknown risks and uncertainties that could cause actual results, performance or events to differ materially from those expressed or implied in such statements. The data used in this document is obtained by Invesco Asset Management (India) Private Limited (IAMI) from the sources which it considers reliable. While utmost care has been exercised while preparing this document, IAMI does not warrant the completeness or accuracy of the information and disclaims all liabilities, losses and damages arising out of the use of this information. The content of this document is intended solely for the use of the addressee. If you are not the addressee or the person responsible for delivering it to the addressee, any disclosure, copying, distribution or any action taken or omitted to be taken in reliance on it is prohibited and may be unlawful. The readers should exercise due caution and/or seek appropriate professional advice before making any decision or entering any financial obligation based on information, statement or opinion which is expressed herein.

**Mutual Fund investments are subject to market risks, read all scheme related documents carefully.**