

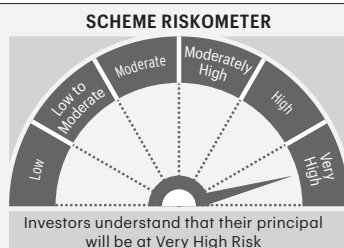
# Invesco India Feeder - Invesco Pan European Equity Fund

(An open ended fund of fund scheme investing in Invesco Pan European Equity Fund)

## Suitable for investors who are seeking\*

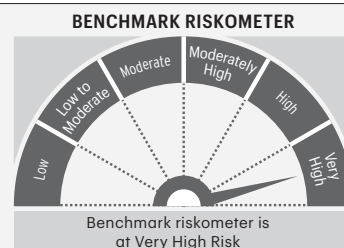
- capital appreciation over long term
- investments in units of Invesco Pan European Equity Fund, an overseas equity fund

**\*Investors should consult their financial advisers if in doubt about whether the product is suitable for them.**



## SCHEME BENCHMARK

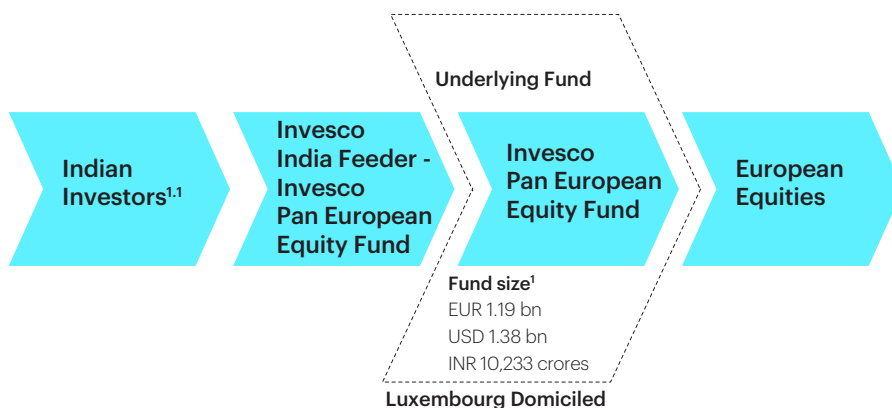
MSCI Europe -  
Net Dividend



## Why investing overseas can make sense?

- **Diversification** - One of the ways to seek portfolio diversification is to invest across geographies. Investing in countries other than the home country can help to reduce the risk associated with the investment in a single country (risk is spread across companies, sectors and countries), and can also provide an opportunity to tap growth potential of different geographic regions.
- **Exposure to companies not available in India:** - Investors can gain exposure to world class companies having global presence and run by quality management companies.
- **Low correlation:** - Investing in low correlated assets helps to protect a portfolio from volatility and improves risk/reward characteristic of a portfolio. Historically, European equity markets have exhibited low correlation with Indian equity market and provide an opportunity for diversification.

## Invesco India Feeder - Invesco Pan European Equity Fund - Structure



<sup>1</sup>Source: Invesco as at September 30, 2021. 1 EUR: 1.1580 USD; 1 USD = 74.2551 INR (Source: Bloomberg)

<sup>1,1</sup>Note: Kindly refer to Section- 'Who can Invest' in the Scheme Information Document for details.

## Underlying Fund Details - Invesco Pan European Equity Fund

- **Fund Managers:** John Surplice, Martin Walker and Tim Marshall
- **Fund AuM:** EUR 1.19 bn (as of September 30, 2021)
- **Base Currency:** EUR
- **Market Cap Size:** Holdings typically range from EUR 1bn to over EUR 50bn. Flexibility to invest in companies with a market cap of less than EUR 1bn
- **No. of Holdings:** 63 (as of September 30, 2021)
- **Investment Philosophy**
  - Active, valuation-led bottom-up investment approach with macro overlay
  - Strong emphasis on valuation, a key determinant of future returns
  - Long-term approach, typically with 3 to 5 year investment time horizon
  - No style bias, the fund tries to target the best mix of individual risk/reward opportunities at any point in time.

## Returns as on September 30, 2021

Invesco Pan European Equity Fund (in EUR)		
Period	Fund	Benchmark
1 Year	38.17%	28.76%
3 Years	2.82%	7.89%
5 Years	6.42%	8.18%
10 Years	9.01%	9.75%
Since Inception* (9 August 1999)	3.87%	4.29%

Past performance may or may not be sustained in future. Source - Morningstar, data as at September 30, 2021. Performance of C Share Class. Fund- Invesco Pan European Equity Fund Benchmark- MSCI Europe - ND. Fund and Benchmark Performance figures are shown in Euro terms, inclusive of gross reinvested income and net of the annual management charge and all other fund expenses. Returns above 1 year are Compounded Annualised Growth Rate (CAGR). \*Fund's share class launch date August 9, 1999.

(As at July 31, 2021)

Top 10 Equity Holdings	% of Net Assets
Roche NES	3.6
Total	3.6
Sanofi	3.3
AstraZeneca	2.8
UPM-Kymmene	2.7
Deutsche Post	2.6
Deutsche Telekom	2.5
Capgemini	2.5
Vestas Wind Systems	2.3
Stellantis	2.3

Sector Weightings (%)	Fund	Index
Financials	16.0	16.0
Industrials	15.2	14.9
Health Care	11.5	14.4
Materials	10.9	7.8
Consumer Discretionary	10.1	11.7
Utilities	9.9	4.1
Energy	8.3	4.8
Information Technology	6.6	8.6
Others	10.9	17.7
Cash	0.7	0.0

Geographical Weightings (%)	Fund	Index
France	25.2	16.1
United Kingdom	20.2	20.2
Germany	11.4	13.9
Switzerland	6.3	15.0
Spain	5.8	3.8
Finland	5.7	2.0
Netherlands	5.2	7.5
Italy	4.5	3.2
Others	14.9	18.3
Cash	0.7	0.0

Source: Invesco Factsheet. Fund: Invesco Pan European Equity Fund. Benchmark: MSCI Europe - ND. Holdings may change without notice. There is no guarantee that securities of the above mentioned sectors are currently held or will be held by Invesco funds in the future nor a recommendation to buy/sell/hold the securities. This should not be seen as an investment advice.

## Invesco India Feeder - Invesco Pan European Equity Fund

Returns as on September 30, 2021

Period	Returns % (CAGR)			Value of Rs.10,000/- invested		
	Fund	Benchmark MSCI Europe-ND	Additional Benchmark Nifty 50 TRI	Fund	Benchmark MSCI Europe-ND	Additional Benchmark Nifty 50 TRI
1 Year	35.83%	28.29%	58.54%	13,583	12,829	15,854
3 Year	3.12%	8.73%	18.58%	10,968	12,865	16,696
5 Years	8.61%	11.34%	16.81%	15,117	17,117	21,757
7 Years	4.28%	7.99%	13.37%	13,416	17,131	24,090
Since Inception (31 January, 2014)	3.52%	7.24%	16.29%	13,041	17,095	31,820

**Past Performance may or may not be sustained in future.** The performance details provided herein are of regular plan (non - direct plan) - Growth Option. Different plans have different expense structure. For calculating returns since inception, NAV as on the date of allotment is taken as Rs.10/- . Face value per unit is Rs.10/- . Returns above 1 year are Compounded Annualised Growth Rate (CAGR). Fund Manager: Neelesh Dhamnaskar managing since January 31, 2014. For performance of other schemes managed by the fund manager, please refer to 'Performance of other schemes managed'. For performance of direct plans please refer to latest factsheet on our website or click on the link: [www.invescomutualfund.com/fund-performance](http://www.invescomutualfund.com/fund-performance).

### Performance of other Schemes managed by the Fund Manager

Fund	Fund Manager	6Months		1 Year		3 Years		5 Years		7 Years		10 Years	
		Fund	BM	Fund	BM	Fund	BM	Fund	BM	Fund	BM	Fund	BM
Invesco India Feeder- Invesco Global Equity Income Fund	Neelesh Dhamnaskar	-	-	34.88%	29.83%	7.85%	14.03%	10.64%	16.24%	7.88%	13.45%	-	-
Invesco India Midcap Fund	Neelesh Dhamnaskar & Pranav Gokhale	-	-	59.93%	80.55%	22.75%	22.07%	17.54%	15.71%	16.66%	16.18%	19.86%	17.00%
Invesco India Infrastructure Fund	Neelesh Dhamnaskar & Amit Nigam	-	-	78.96%	101.43%	23.78%	15.92%	17.40%	11.13%	13.78%	9.11%	15.09%	11.29%
Invesco Global Consumer Trends Fund of Fund	Neelesh Dhamnaskar & Krishna Cheemalapati (For Debt Investments)	-7.27%	13.27%	-	-	-	-	-	-	-	-	-	-

**Past performance may or may not be sustained in future.** BM-Benchmark. The performance details provided herein are of regular plan (non - direct plan) - Growth Option. Different plans have different expense structure. Face value per unit is Rs 10/- . Returns less than 1 year are simple annualised. Returns above 1 year are Compounded Annualised Growth Rate (CAGR). Benchmark Returns are calculated using Total Return variant of respective Benchmark Index, wherever applicable. No. of schemes managed by Neelesh Dhamnaskar: 5. Funds benchmark: Invesco India Feeder - Invesco Global Equity Income Fund: MSCI World Index - Net Dividend; Invesco India Midcap Fund: Nifty Midcap 100 TRI; Invesco India Infrastructure Fund: S&P BSE India Infrastructure TRI; Invesco India - Invesco Global Consumer Trends Fund Of Fund: MSCI World Consumer Discretionary Index - Net Dividend. For performance of direct plans please refer to latest factsheet on our website or click on the link: [www.invescomutualfund.com/fund-performance](http://www.invescomutualfund.com/fund-performance). Fund Managers managing the schemes since: Invesco India Feeder - Invesco Global Equity Income Fund- Neelesh Dhamnaskar - May 5, 2014; Invesco India Midcap Fund - Pranav Gokhale - March 29, 2018 & Neelesh Dhamnaskar - July 18, 2018; Invesco India - Invesco Global Consumer Trends Fund Of Fund - Neelesh Dhamnaskar and Krishna Cheemalapati (for debt investments) - December 24, 2020. Benchmark returns are calculated using total return variant of respective benchmark index, wherever applicable.

## Portfolio as on September 30, 2021

Name of The Instruments	% of Net Assets
<b>Overseas Mutual Fund Units</b>	<b>97.63%</b>
Invesco Pan European Equity Fund Accumulated C	97.63%
<b>Cash &amp; Cash Equivalent</b>	<b>2.37%</b>
<b>Total</b>	<b>100.00%</b>

## Key Facts

### Investment Objective

To generate capital appreciation by investing predominantly in units of Invesco Pan European Equity Fund, an overseas equity fund which invests primarily in equity securities of European companies with an emphasis on larger companies. The Scheme may, at the discretion of Fund Manager, also invest in units of other similar Overseas Mutual Funds with similar objectives, strategy and attributes which may constitute a significant portion of its net assets.

### Asset Allocation

Instruments	Indicative Allocation (% of Net Assets)		Risk Profile High/Medium/Low
	Minimum	Maximum	
Shares of Invesco Pan European Equity Fund or other similar Overseas Mutual Funds <sup>1, 1a</sup>	95	100	High
Debt and money market securities (including government and corporate debt)/ Units of debt and liquid schemes of Invesco Mutual Fund	0	5	Low to Medium

<sup>1</sup>Overseas Mutual Funds having similar objectives, strategy and attributes. <sup>1a</sup>Investors are requested to note that shares of Invesco Pan European Equity Fund or other similar Overseas Mutual Funds should be considered similar to units of the Fund.

### Plans/Options

(Applicable to Regular Plan and Direct Plan) Growth, IDCW Payout, IDCW Reinvestment

#### Minimum Investment

**Lumpsum:** Rs. 1,000 and in multiples of Re.1 thereafter

#### Systematic Investment Plan:

Frequency	Months		Quarters
<b>No. of Installments</b>	12	6	4
<b>Minimum Amount</b>	Rs.500	Rs.1,000	Rs.1,500
And in multiples of Re.1 thereafter			

### Load Structure

**Entry Load:** Nil;

**Exit Load:**

- Nil - if upto 10% of Units allotted are redeemed / switched - out within 1 year from the date of allotment.
- 1% - for any redemption / switch - out in excess of 10% of units allotted within one year from the date of allotment.
- Nil - if units are redeemed or switched - out after 1 year from the date of allotment.

Switch between the Plans under the Scheme: Nil

### Fund Manager

Neelesh Dhamnaskar

### Benchmark

MSCI Europe-ND



**Call 1800-209-0007**  
**sms 'Invest' to 56677**  
**[invescomutualfund.com](https://invescomutualfund.com)**

Follow us on



Distributed by:

ARN Code:

Address:

### Invesco Asset Management (India)

Invesco Asset Management (India) offers expertise across equity and fixed income investments, with a broad range of funds to suit your every investment need. Our aim is to provide best-in-class investment products across asset classes, regions and risk spectrum, with high standards of customer service.

### Invesco Limited – One of the world's leading independent global investment management firms

- US\$1.5 trillion in assets under management around the globe
- Specialised investment teams managing investments across a wide range of asset classes and investment styles
- More than 8,200 employees worldwide
- On-the-ground presence in more than 26 countries, serving clients in more than 120 countries

Source: AUM of \$1,525.0 billion, client-related data, investment professional and employee data as of June 30, 2021. AUM includes all assets under advisement, distributed and overseen by Invesco.

**The investor will bear the recurring expenses of the scheme, in addition to the expenses of underlying scheme.**

**Disclaimer:** This information alone is not sufficient and shouldn't be used for the development or implementation of an investment strategy. It should not be construed as investment advice to any party. The readers should exercise due caution and/or seek independent professional advice before making any investment decision or entering into any financial obligation based on information, statement or opinion which is expressed herein. While utmost care has been exercised while preparing this document, Invesco Asset Management (India) does not warrant the completeness or accuracy of the information and disclaims all liabilities, losses and damages arising out of the use of this information.

**Mutual Fund investments are subject to market risks, read all scheme related documents carefully.**