

Focus. It can turn dreamers to achievers.

Invesco India Focused 20 Equity Fund

(An open ended equity scheme investing in maximum 20 stocks across market capitalization (i.e. Multicap)

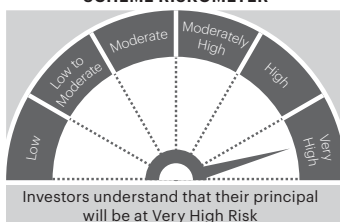


Suitable for investors who are seeking*

- capital appreciation over long-term
- Investments primarily in equity & equity related instruments across market capitalization subject to maximum 20 stocks

***Investors should consult their financial advisers if in doubt about whether the product is suitable for them.**

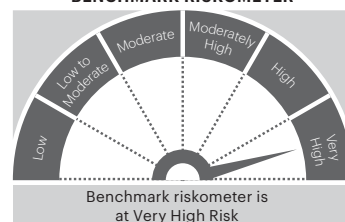
SCHEME RISKOMETER



SCHEME BENCHMARK

S&P BSE 500 TRI

BENCHMARK RISKOMETER



We all work hard to achieve success.

But what has the potential to change the outcome for the better?

Focus.

Focus is what helps achievers define their goals and stay on track towards reaching them. In investing too, a focused approach to stock selection helps us skip past the mediocre businesses and invest only in those with the potential to take us to our goal of wealth creation. With focus, our fund managers stay committed to their high conviction ideas.

Why invest in focused fund now?

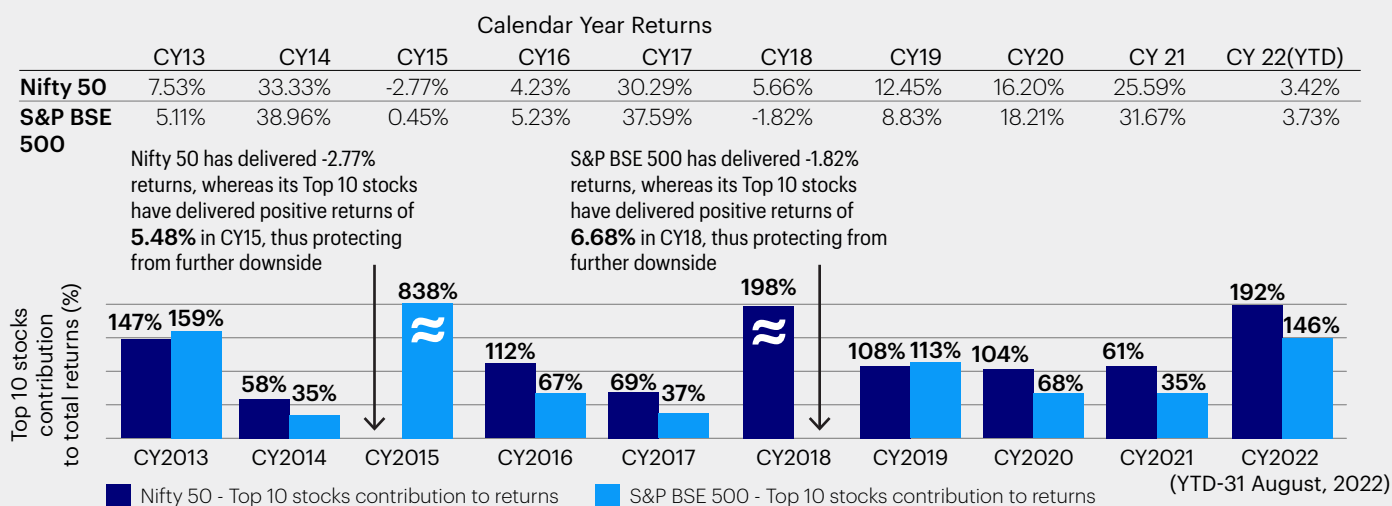


Focused Fund as a strategy is worthy of consideration in all time periods given its inherent nature of targeting high conviction ideas as these funds typically invest in few stocks in a concentrated manner. Adding to it, the unprecedented challenges and high stock market volatility we face now call for a greater focus on stock selection. With the current economic disruption and uncertainty looming high over equity markets, we feel that extraordinary vigil and meticulous approach is the need of the hour to build a sound portfolio.

Our quest to identify such companies, which score high on quality and earnings growth, leads us to unveil a fund focussed on our 20 high conviction stock ideas.

We believe that a focused approach has the potential to generate alpha from a concentrated portfolio, albeit at a higher risk. The strategy assumes significance specifically when there is huge divergence in stock returns across the sectors and within the sector. This has been proven by the fact that only a handful of stocks have contributed to most of the index returns, at various points in time (please refer the chart below).

Top 10 stocks contribution to Nifty 50 and S&P BSE 500



Past performance may or may not be sustained in future. Source: Bloomberg.

Note: Nifty 50 Top 10 stocks returns- CY 13: 11.10%, CY 14: 19.39%, CY 15: 5.48%, CY 16: 4.73%, CY 17: 20.86%, CY 18: 11.18%, CY 19: 13.48%, CY 20: 16.91%, CY 21: 15.63% CY 22 (YTD- 31 Aug 22): 6.58%. S&P BSE 500 Top 10 stocks returns- CY 13: 8.13%, CY 14: 13.48%, CY 15: 3.77%, CY 16: 3.53%, CY 17: 13.80%, CY 18: 6.68%, CY 19: 9.96%, CY 20: 12.47%, CY 21: 10.96%, CY (YTD-31 Aug 22): 5.45% CY: Calendar Year.

Disclaimer: The above analysis shows how top 10 stocks have contributed to returns of Nifty 50 Index and S&P BSE 500 Index in each of the calendar years from 2012 till calendar 2022 (YTD-Aug 22). The said top 10 stocks which contributed maximum returns to respective Index are not constant and vary from time to time based on the performance of individual stocks and their contribution to overall returns of respective index. It can't be guaranteed or assured that Fund Manager of the Scheme will always be able to identify such top 10 stocks to be included in the Scheme portfolio. The Scheme may or may not have any position in future in such top 10 stocks. The performance of Nifty 50 and S&P BSE 500 Index and top 10 stocks which contributed to returns of respective Index over different time period should not be construed as performance of the Scheme. The above simulation is for illustration purpose only and shouldn't be used for the development or implementation of an investment strategy. It should not be construed as investment advice to any party or a promise on minimum returns and safeguard of capital. Invesco Asset Management (India) Pvt. Ltd./Invesco Mutual Fund is not guaranteeing or promising or forecasting any returns.

The right stock selection and weightage can affect performance outcomes significantly. Invesco India Focused 20 Equity Fund will help give your portfolio an edge.

Presenting, Invesco India Focused 20 Equity Fund

Key Features



Striking a balance between conviction and diversification

With a high level of conviction in every stock position, the fund portfolio will not exceed 20 stocks. The fund will have a sizeable allocation to each stock idea, yet maintain an equilibrium between conviction and diversification.



Multicap portfolio

The fund invests across market capitalization, currently a large part of the portfolio is dedicated to largecap stocks (~50% - 70%). The midcaps comprise approximately 30% - 50% of the portfolio, while smallcap stocks constitute around 0% - 20% of the portfolio.

Note: Based on current views and may change from time to time. The Fund has a multicap portfolio with flexibility to move across market cap bands.



Blend of growth and value stocks

The portfolio comprises of both growth and value stocks, i.e. high growth companies as well as the companies demonstrating higher growth prospect but available at reasonable valuations.



Stringent risk management

Risk management is an integral part of our investment process. The Asset Management Company (AMC) has incorporated adequate safeguards to manage risk in the portfolio construction process.



Investment Strategy & Portfolio Construction Guidelines

- The fund invests in upto 20 stocks.
- It has a Multicap portfolio with flexibility to move across market cap bands and will be style neutral.
- The fund aims to generate alpha¹ from a concentrated portfolio, albeit at a higher risk.
- Stock selection is guided by our investment philosophy and proprietary stock categorization framework.
- Our process driven approach assist us in filtering the best investment ideas and contain the downside risk.
- The fund adopts a fully invested approach (~95% invested)²

¹Alpha is defined as excess returns over benchmark.

²Based on our current view on equity market.



Why Choose us?

- Long-term track record of performance of existing equity funds³.
- Well defined investment philosophy and process.
- Comprehensive in-house coverage of Indian equities. Stocks under active coverage - 293 companies. Data as on June 30, 2022
- Risk management embedded through every stage of investment process.
- Experienced investment management team.

³Past performance may or may not be sustained in future. For details on our fund performances, please visit www.invescomutualfund.com

| Period | Returns % (CAGR) | | | Value of Rs.10,000/- invested | | |
|---|------------------|---------------------------------|--------------------------------------|-------------------------------|---------------------------------|--------------------------------------|
| | Fund | Benchmark S&P BSE 500 TRI | Additional Benchmark Nifty 50 TRI | Fund | Benchmark S&P BSE 500 TRI | Additional Benchmark Nifty 50 TRI |
| 1 Year | 0.80% | 7.01% | 5.16% | 10,080 | 10,699 | 10,514 |
| Since Inception (29 September, 2020) | 24.01% | 31.52% | 28.76% | 15,110 | 16,911 | 16,237 |

Past performance may or may not be sustained in future The performance details provided herein are of existing plan (Regular) – Growth Option. Different plans have different expense structure. For calculating returns since inception, NAV as on the date of allotment is taken as Rs. 10/- . Face Value per unit is Rs. 10/- . Returns above 1 year are Compounded Annualised Growth Rate (CAGR). Fund Manager(s) : Taher Badshah is managing since 29 September 2020 & Nitin Gosar since 26 August, 2021.

| SIP Performance as on August 30, 2022 (Rs. 10,000 invested on the first business day of every month) | | | | | | | |
|--|-----------------------------|--------------------|----------------------|------------------------------|----------------------|---------------------------|----------------------|
| SIP investment | Total amount invested (Rs.) | Fund | | S&P BSE 500 TRI ⁴ | | Nifty 50 TRI ⁵ | |
| | | Market value (Rs.) | SIP returns (%) XIRR | Market value (Rs.) | SIP returns (%) XIRR | Market value (Rs.) | SIP returns (%) XIRR |
| 1 Year | 1,20,000 | 1,19,757 | -0.38% | 1,26,799 | 10.73% | 1,25,552 | 8.74% |
| Since Inception | 2,30,000 | 2,58,709 | 12.31% | 2,74,243 | 18.80% | 2,68,301 | 16.33% |

Past performance may or may not be sustained in future. The performance details provided herein are of existing plan (Regular) – Growth Option. Different plans have different expense structure. Load is not taken into consideration.

⁴Scheme Benchmark. ⁵Additional Benchmark. Inception date: 29 September, 2020

Note: XIRR method is used to calculate SIP returns. The above investment simulation is for illustrative purpose only and should not be construed as a promise on minimum returns and safeguard of capital. Invesco Asset Management (India) Private Limited/Invesco Mutual Fund is not guaranteeing or promising or forecasting any returns. SIP does not ensure a profit or guarantee protection against a loss in a declining market. Please refer SIP Enrolment Form or contact nearest ISC for Load Structure.

| Fund | Fund Manager | 6Months | | 1 Year | | 3 Years | | 5 Years | | 7 Years | | 10 Years | |
|------------------------------------|--|---------|-------|--------|--------|---------|--------|---------|--------|---------|--------|----------|--------|
| | | Fund | BM | Fund | BM | Fund | BM | Fund | BM | Fund | BM | Fund | BM |
| Invesco India Contra Fund | Taher Badshah, Dhimant Kothari | - | - | 5.71% | 7.01% | 20.82% | 21.24% | 14.17% | 13.59% | 14.74% | 14.21% | 18.14% | 15.44% |
| *Invesco India Dynamic Equity Fund | Pranav Gokhale, Taher Badshah | - | - | 2.00% | 4.06% | 9.49% | 13.29% | 6.14% | 10.81% | 8.03% | 11.04% | 11.86% | 11.57% |
| *Invesco India Equity & Bond Fund | Taher Badshah, Pranav Gokhale (for equity investments) & Krishna Cheemalapati (for debt investments) | - | - | 1.95% | 5.66% | 12.06% | 16.23% | - | - | - | - | - | - |
| Invesco India ESG Equity Fund | Amit Nigam, Taher Badshah | - | - | -1.54% | 1.06% | - | - | - | - | - | - | - | - |
| *Invesco India Flexi Cap Fund | Taher Badshah, Amit Nigam | 4.21% | 8.46% | - | - | - | - | - | - | - | - | - | - |
| *Invesco India Largecap Fund | Amit Nigam, Nitin Gosar | - | - | 2.13% | 5.73% | 16.96% | 18.89% | 11.51% | 13.37% | 11.68% | 13.58% | 14.23% | 14.90% |
| Invesco India Smallcap Fund | Pranav Gokhale, Taher Badshah | - | - | 5.85% | 6.81% | 30.45% | 28.20% | - | - | - | - | - | - |
| Invesco India PSU Equity Fund | Nitin Gosar, Dhimant Kothari | - | - | 12.25% | 23.91% | 20.34% | 17.63% | 8.48% | 4.96% | 11.33% | 7.88% | 12.02% | 6.04% |

Past performance may or may not be sustained in future. The performance details provided herein are of existing plan (non - direct plan) – Growth Option. Different plans have different expense structure. Face Value per unit is Rs. 10/- . Returns above 1 year are Compounded Annualised Growth Rate (CAGR). Benchmark Returns are calculated using Total Return variant of respective Benchmark Index (TRI). No. of schemes managed - Mr. Taher Badshah : 7, Mr. Nitin Gosar : 3. Funds benchmark- Invesco India Contra Fund: S&P BSE 500 TRI; Invesco India Smallcap Fund: S&P BSE 250 Smallcap TRI; Invesco India Flexi Cap Fund - S&P BSE 500 TRI; Invesco India Dynamic Equity Fund: Nifty 50 Hybrid Composite Debt 50:50 Index; Invesco India Equity & Bond Fund: CRISIL Hybrid 35 + 65 - Aggressive Index; Invesco India Largecap Fund: Nifty 100 TRI, Invesco India PSU Equity Fund: S&P BSE PSU TRI, Invesco India ESG Equity Fund: Nifty100 ESG Index TRI. Fund Managers managing the schemes since: Invesco India Contra Fund – Taher Badshah – January 13, 2017 and Dhimant Kothari – May 19, 2020; Invesco India Smallcap Fund –Taher Badshah – October 30, 2018 and Pranav Gokhale- March 1, 2019; Invesco India Dynamic Equity Fund - Pranav Gokhale- June 1, 2018 and Taher Badshah - January 13, 2017; Invesco India Equity & Bond Fund –Taher Badshah (for equity investments) - June 30, 2018, Pranav Gokhale (for equity investments) - May 19, 2020 and Krishna Cheemalapati (for debt investments) – June 30, 2018; Invesco India Flexi Cap Fund - Taher Badshah -Feb 14, 2022, Amit Nigam - Feb 14, 2022; Invesco India Largecap Fund – Amit Nigam – September 03, 2020 and Nitin Gosar – March 29, 2018, Invesco India PSU Equity Fund – Nitin Gosar – June 01, 2018 and Dhimant Kothari – May 19, 2020, Invesco India ESG Equity Fund – Taher Badshah & Amit Nigam - March 20, 2021.

As on August 31, 2022

| Top 10 Equity Holdings | % of Net Assets |
|---------------------------------------|-----------------|
| ICICI Bank Limited | 9.66% |
| HDFC Bank Limited | 8.78% |
| Reliance Industries Limited | 8.45% |
| Infosys Limited | 7.83% |
| Larsen & Toubro Limited | 6.62% |
| Sun Pharmaceutical Industries Limited | 5.54% |
| State Bank of India | 5.30% |
| Kotak Mahindra Bank Limited | 5.07% |
| Maruti Suzuki India Limited | 4.58% |
| Jubilant Foodworks Limited | 4.43% |

| Top 10 Sectors | % Weightage |
|--|-------------|
| Banks | 28.81% |
| Petroleum Products | 8.45% |
| IT - Software | 7.83% |
| Construction | 6.62% |
| Pharmaceuticals & Biotechnology | 5.54% |
| Aerospace & Defense | 4.93% |
| Automobiles | 4.58% |
| Leisure Services | 4.43% |
| Healthcare Services | 4.41% |
| Consumer Durables | 4.07% |
| Industrywise Classification as per AMFI. | |

Key Facts

Investment Objective

To generate capital appreciation by investing in upto 20 stocks across market capitalization.

Asset Allocation

| Instruments | Indicative Allocation (% of Net Assets) | | Risk Profile High/Medium/ Low |
|-------------------------------------|--|---------|-------------------------------------|
| | Minimum | Maximum | |
| Equity & Equity-related instruments | 65 | 100 | High |
| Debt & Money Market Instruments | 0 | 35 | Low to Medium |
| Units issued by REITs and InvITs | 0 | 10 | Medium to High |

Plans/Options (Applicable to Direct Plan also) Growth, Dividend Payout & Dividend Reinvestment (if dividend payable under dividend option is equal or less than Rs. 100/- then the dividend would be compulsorily reinvested)

Minimum Investment

Lumpsum: Rs.1,000 and in multiples of Re.1 thereafter

Systematic Investment Plan:

| Frequency | Months | | Quarters |
|-------------------------------------|--------|----------|----------|
| No. of Installments | 12 | 6 | 4 |
| Minimum Amount | Rs.500 | Rs.1,000 | Rs.1,500 |
| And in multiples of Re.1 thereafter | | | |

Load Structure

Entry Load : Nil

Exit Load : • Nil - if upto 10% of Units allotted are redeemed / switched - out within 1 year from the date of allotment.

• 1% - for any redemption / switch - out in excess of 10% of units allotted within one year from the date of allotment.

• Nil - if units are redeemed or switched - out after 1 year from the date of allotment.

Switch between the Plans under the Scheme: Nil

***Fund Manager:** Mr. Taher Badshah & Mr. Nitin Gosar

Benchmark: S&P BSE 500 TRI

*Pursuant to change in fund management responsibilities, for Invesco India Dynamic Fund, Mr. Amit Ganatra and Mr. Dhimant Kothari are the Fund Managers (effective date September 1, 2022); for Invesco India Equity & Bond Fund, Mr. Dhimant Kothari is Fund Manager (effective date September 1, 2022) along with Mr. Pranav Gokhale managing funds since May 19, 2020 & Mr. Krishna Cheemalapati managing funds since June 30, 2018; for Invesco India Flexi Cap Fund, Mr. Amit Ganatra is the Fund Manager (effective date September 1, 2022) along with Mr. Taher Badshah, managing the fund since February 14, 2022; for Invesco India Focused 20 Equity Fund, Mr. Hiten Jain is the Fund Manager (effective from September 14, 2022) along with Taher Badshah managing the fund since September 29, 2020; for Invesco India Largecap Fund, Dhimant Kothari is the fund manager (effective date is September 14, 2022) along with Mr. Amit Nigam managing the fund since September 3, 2020.

> Call 1800-209-0007
sms 'Invest' to 56677
invescomutualfund.com

Follow us on



Distributed by:

ARN Code:

EUIN Code:

M:

E:

Address:

Invesco Asset Management (India)

Invesco Asset Management (India) offers expertise across equity and fixed income investments, with a broad range of funds to suit your every investment need. Our aim is to provide best-in-class investment products across asset classes, regions and risk spectrum, with high standards of customer service.

Invesco Limited – One of the world's leading independent global investment management firms

- US\$1.5 trillion in assets under management around the globe
- Specialised investment teams managing investments across a wide range of asset classes and investment styles
- More than 8,400 employees worldwide
- On-the-ground presence in more than 20 countries, serving clients in more than 120 countries

Source: AUM of \$1,555.9 billion, client-related data, investment professional and employee data as of March 31, 2022. AUM includes all assets under advisement, distributed and overseen by Invesco.

Disclaimer: This information alone is not sufficient and shouldn't be used for the development or implementation of an investment strategy. It should not be construed as investment advice to any party. The readers should exercise due caution and/or seek independent professional advice before making any investment decision or entering into any financial obligation based on information, statement or opinion which is expressed herein. While utmost care has been exercised while preparing this document, Invesco Asset Management (India) does not warrant the completeness or accuracy of the information and disclaims all liabilities, losses and damages arising out of the use of this information.

Mutual Fund investments are subject to market risks, read all scheme related documents carefully.