

A fund that fits your growing needs



Invesco India Large & Mid Cap Fund

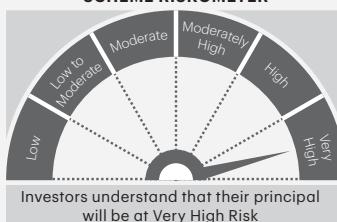
(Large & Mid Cap Fund - An open ended equity scheme investing in both large cap and mid cap stocks)

This product is suitable for investors who are seeking*

- capital appreciation over long-term
- investments predominantly in equity and equity-related instruments of large and midcap companies

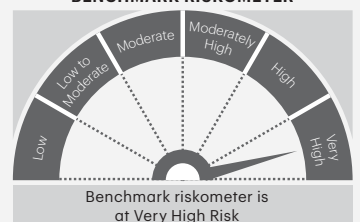
*Investors should consult their financial advisers if in doubt about whether the product is suitable for them.

SCHEME RISKOMETER



BENCHMARK RISKOMETER

As per AMFI Tier 1 Benchmark i.e. NIFTY LargeMidcap 250 TRI

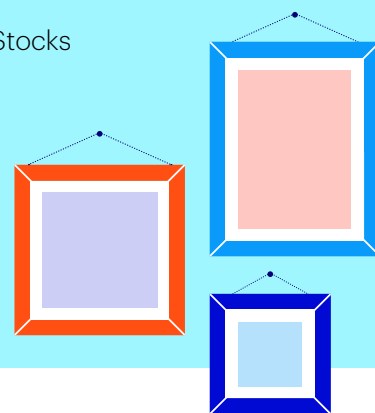


While you work hard to meet your growing needs, ensure that your investments work just as hard. Invest in a fund that helps you build a solid foundation for growth. The fund invests in a diverse portfolio of large & mid cap stocks with an aim to perform consistently across all market conditions. So you grow wealth and happiness for long term.

Investment Strategy and Portfolio Construction Guidelines

- Invests in a combination of both growth and value stocks
- Bottom up and top-down approach to select stocks
- No cash calls - fully invested approach (Target 95%)¹
- No. of holdings - 45-65 Stocks

¹Based on our current views.



Returns as on October 31, 2024

Period	Returns % (CAGR)			Value of Rs.10,000/- invested		
	Fund	Benchmark NIFTY LargeMidcap 250 TRI	Additional Benchmark Nifty 50 TRI	Fund	Benchmark NIFTY LargeMidcap 250 TRI	Additional Benchmark Nifty 50 TRI
1 Year	52.40%	38.47%	28.30%	15,258	13,859	12,839
3 Years	20.09%	18.19%	12.35%	17,346	16,533	14,195
5 Years	20.44%	22.76%	16.61%	25,371	27,910	21,582
7 Years	16.54%	16.46%	14.29%	29,222	29,087	25,496
10 Years	15.79%	16.32%	12.62%	43,385	45,402	32,844
Since Inception (09 August, 2007)	13.74%	13.98%	11.70%	92,020	95,385	67,423

Past performance may or may not be sustained in future. The performance details provided herein are of existing plan (Regular) - Growth Option. Different plans have different expense structure. For calculating returns since inception, NAV as on the date of allotment is taken as Rs. 10/- . Face Value per unit is Rs. 10/- . Returns above 1 year are Compounded Annualised Growth Rate (CAGR). Fund Manager(s): Aditya Khemani - November 9, 2023 and Amit Ganatra since 21 January, 2022. Please refer the performance of other schemes managed by Fund Managers. Benchmark returns are calculated using Total Return variant of respective benchmark index.

SIP Performance as on October 31, 2024 (Rs. 10,000 invested on the first business day of every month)

SIP investment	Total amount invested (Rs.)	Fund		NIFTY LargeMidcap 250 TRI ³		Nifty 50 TRI ⁴	
		Market value (Rs.)	SIP returns (%) XIRR	Market value (Rs.)	SIP returns (%) XIRR	Market value (Rs.)	SIP returns (%) XIRR
1 Year	1,20,000	1,41,515	34.74%	1,32,592	19.96%	1,29,340	14.70%
3 Years	3,60,000	5,60,484	30.94%	5,17,112	24.97%	4,64,321	17.23%
5 Years	6,00,000	11,45,961	26.19%	11,26,124	25.46%	9,55,286	18.66%
7 Years	8,40,000	18,14,763	21.61%	18,16,483	21.64%	15,26,666	16.76%
10 Years	12,00,000	31,86,474	18.56%	32,35,720	18.84%	26,64,902	15.24%
Since Inception	20,70,000	1,01,70,270	16.44%	1,04,97,717	16.74%	75,82,827	13.58%

Past performance may or may not be sustained in future. The performance details provided herein are of existing plan (non-direct plan) - growth option. Different plans have different expense structure. Load is not taken into consideration. ³Scheme Benchmark. ⁴Additional Benchmark. Inception date: August 9, 2007. Fund Managers: Aditya Khemani & Amit Ganatra. Benchmark returns are calculated using Total Return variant of respective benchmark index.

Note: XIRR method is used to calculate SIP returns. The above investment simulation is for illustrative purpose only and should not be construed as a promise on minimum returns and safeguard of capital. Invesco Asset Management (India) Private Limited/Invesco Mutual Fund is not guaranteeing or promising or forecasting any returns. SIP does not ensure a profit or guarantee protection against a loss in a declining market. Please refer SIP Enrolment Form or contact nearest ISC for Load Structure.

As on October 31, 2024

Top 10 Equity Holdings	% of Net Assets
ICICI Bank Limited	4.16%
Trent Limited	4.01%
Prestige Estates Projects Limited	3.47%
Axis Bank Limited	3.45%
Cholamandalam Investment and Finance Company Ltd	3.35%
The Federal Bank Limited	3.33%
Max Healthcare Institute Limited	3.30%
Coforge Limited	3.20%
Mankind Pharma Limited	3.17%
HDFC Bank Limited	3.00%

Top 10 Sectors	% Weightage
Banks	13.94%
Retailing	8.27%
Realty	7.55%
Consumer Durables	6.82%
Industrial Products	6.68%
IT - Software	6.66%
Finance	5.84%
Healthcare Services	5.49%
Pharmaceuticals & Biotechnology	5.46%
Capital Markets	4.26%

IDCW Distribution^

Record Date	Rate (Rs./Unit)	Others	CUM IDCW NAV p.u. (Rs.)
IDCW Option			
28-Sep-17	1.50	1.50	16.30
26-Mar-15	8.50	8.50	21.26
30-Dec-10	1.25	1.25	13.76
Direct Plan - IDCW Option			
28-Sep-17	1.50	1.50	17.62
26-Mar-15	8.50	8.50	21.75

^Past performance may or may not be sustained in future. Dividend is on face value of Rs. 10/- per unit. After the payment of dividend, the per unit NAV will fall to the extent of dividend payout and applicable statutory levy, if any..

Performance of other Schemes managed by the Fund Manager (As on October 31, 2024)

Fund	Fund Manager	1 Year		3 Years		5 Years		7 Years		10 Years	
		Fund	BM	Fund	BM	Fund	BM	Fund	BM	Fund	BM
Invesco India Balanced Advantage Fund	Dhimant Kothari, Amit Ganatra	26.08%	18.75%	12.28%	9.41%	11.69%	12.31%	9.04%	11.16%	9.88%	10.60%
Invesco India Contra Fund	Taher Badshah, Amit Ganatra	50.54%	35.79%	19.69%	15.64%	22.58%	19.83%	17.13%	15.19%	16.85%	14.34%
Invesco India Flexi Cap Fund	Amit Ganatra, Taher Badshah	49.22%	35.79%	-	-	-	-	-	-	-	-
Invesco India Midcap Fund	Aditya Khemani, Amit Ganatra	54.55%	46.62%	22.76%	23.03%	27.05%	28.78%	19.16%	18.59%	18.40%	19.83%
Invesco India Smallcap Fund	Taher Badshah, Aditya Khemani	51.37%	46.91%	24.81%	24.11%	31.16%	30.26%	-	-	-	-

Past performance may or may not be sustained in future. BM - Benchmark. The performance details provided herein are of existing plan (non - direct plan) - growth option. Different plans have different expense structure. Face Value per unit is Rs. 10/-. Returns less than 1 year are simple annualised. Returns above 1 year are Compounded Annualised Growth Rate (CAGR). No. of schemes managed - Aditya Khemani - 4, Amit Ganatra: 6. Fund benchmark - Invesco India Balanced Advantage Fund - NIFTY 50 Hybrid Composite Debt 50:50 Index; Invesco India Contra Fund - BSE 500 TRI; Invesco India Flexi Cap Fund - BSE 500 TRI; Invesco India Midcap Fund - BSE Midcap 150 TRI; Invesco India Smallcap Fund: BSE 250 Smallcap TRI. Fund Managers managing the schemes since: Invesco India Balanced Advantage Fund - Dhimant Kothari - September 1, 2022 and Amit Ganatra - September 1, 2022; Invesco India Contra Fund - Taher Badshah - January 13, 2017 and Amit Ganatra - December 1, 2023; Invesco India Flexi Cap Fund - Amit Ganatra - September 1, 2022 and Taher Badshah - February 14, 2022; Invesco India Midcap Fund - Aditya Khemani - November 9, 2023 and Amit Ganatra - September 1, 2023; Invesco India Smallcap Fund - Taher Badshah - October 30, 2018 and Aditya Khemani - November 9, 2023. Benchmark returns are calculated using Total Return variant of respective benchmark index, wherever applicable. Invesco India Manufacturing Fund & Invesco India Technology Fund has not completed 6 months, hence performance data is not provided.

Key Facts

Investment Objective

To generate capital appreciation from a diversified portfolio of predominantly Equity and Equity Related Instruments of Large and Midcap companies. There is no assurance that the investment objective of the Scheme will be achieved.

Asset Allocation

Instruments	Indicative Allocation (% of Net Assets)	
	Minimum	Maximum
Equity and Equity Related Instruments out of which:	70	100
(a) Largecap companies	35	65
(b) Midcap companies	35	65
Companies other than (a) and (b)	0	30
Debt and Money Market Instruments	0	30

As per para 2.7 of SEBI Master Circular for Mutual Funds dated June 27, 2024, Largecap companies means 1st - 100th company in terms of full market capitalization and mid cap companies means 101st - 250th company in terms of full market capitalization or such other companies as may be specified by SEBI from time to time.

Plans/Options (Applicable to Direct Plan also) Growth Option, IDCW Payout, IDCW Reinvestment

Minimum Investment

Lumpsum: Rs.1,000 and in multiples of Re.1 thereafter

Systematic Investment Plan:

Frequency	Months	Quarters
No. of Installments	12	4
Minimum Amount	Rs.100	Rs.300
And in multiples of Re.1 thereafter		

Load Structure

Exit Load : • Nil - if upto 10% of Units allotted are redeemed / switched - out within 1 year from the date of allotment.
• 1% - for any redemption / switch - out in excess of 10% of units allotted within one year from the date of allotment.
• Nil - if units are redeemed or switched - out after 1 year from the date of allotment.
Switch between the Plans under the Scheme: Nil


Fund Managers: Aditya Khemani & Amit Ganatra

Benchmark: NIFTY LargeMidcap 250 TRI

IDCW : Income distribution cum capital withdrawal

IDCW Payout - Payout of Income Distribution cum capital withdrawal option

IDCW Reinvestment - Reinvestment of Income Distribution cum capital withdrawal Option

 **Call 1800-209-0007**
sms 'Invest' to 56677
invescomutualfund.com

Follow us on



Distributed by:

ARN Code:

EUIN Code:

M:

E:

Address:

Invesco Asset Management (India)

Invesco Asset Management (India) offers expertise across equity and fixed income investments, with a broad range of funds to suit your every investment need. Our aim is to provide best-in-class investment products across asset classes, regions and risk spectrum, with high standards of customer service.

Invesco Limited – One of the world's leading independent global investment management firms

- US\$1.7 trillion in assets under management around the globe
- Specialised investment teams managing investments across a wide range of asset classes and investment styles
- More than 8,500 employees worldwide
- On-the-ground presence in more than 20 countries, serving clients in more than 120 countries

Source: AUM of \$1,715.8 billion, client-related data, investment professional and employee data as of June 30, 2024. AUM includes all assets under advisement, distributed and overseen by Invesco.

Disclaimer: This information alone is not sufficient and shouldn't be used for the development or implementation of an investment strategy. It should not be construed as investment advice to any party. The readers should exercise due caution and/or seek independent professional advice before making any investment decision or entering into any financial obligation based on information, statement or opinion which is expressed herein. While utmost care has been exercised while preparing this document, Invesco Asset Management (India) does not warrant the completeness or accuracy of the information and disclaims all liabilities, losses and damages arising out of the use of this information.

Mutual Fund investments are subject to market risks, read all scheme related documents carefully.