

# 3 in 1

Invest across Large, Mid  
and Small caps with

## Invesco India Multicap Fund

(Multi Cap Fund - An open ended equity scheme  
investing across large cap, mid cap, small cap stocks)

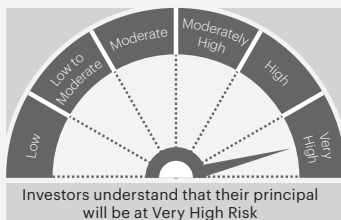


### Suitable for investors who are seeking\*

- capital appreciation over long-term
- investments in equity and equity related instruments across market capitalization

**\*Investors should consult their financial advisers if in doubt about whether the product is suitable for them.**

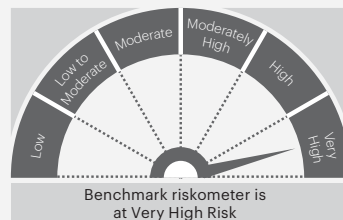
### SCHEME RISKOMETER



### SCHEME BENCHMARK

**NIFTY 500 Multicap  
50:25:25 TRI**


### BENCHMARK RISKOMETER



Note: The product labelling assigned during the NFO is based on internal assessment of the Scheme characteristics or model portfolio and the same may vary post NFO when the actual investments are made.

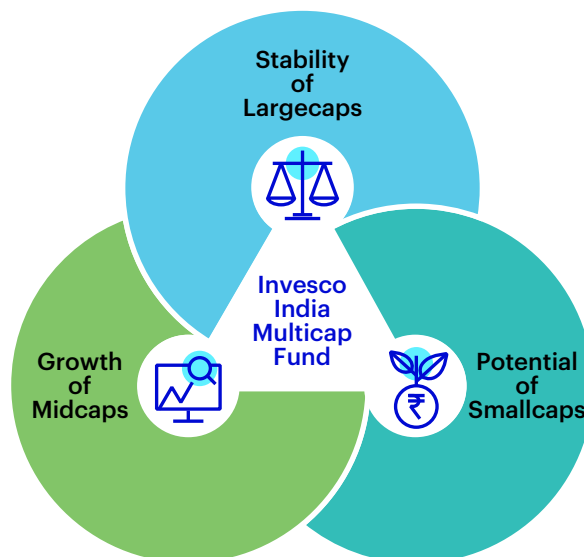
Picking the right opportunities across Large, Mid and Small caps can be tricky. The smart choice would be to invest in a fund that covers them all. Invesco India Multicap Fund invests in companies across Large, Mid and Small caps. With extensive research and a proven track record over 14 years\* we aim to only pick companies with potential for growth. So you do not miss out on opportunities, no matter where they appear.

**Note:** As per the SEBI norms, Multicap Funds need to invest minimum 25% each in large cap, mid cap and small cap companies. \*Past performance may or may not be sustained in future. Invesco Asset Management (India) Private Limited/ Invesco Mutual Fund is not guaranteeing or promising or forecasting any returns.



## Presenting Invesco India Multicap Fund

Equity stocks are broadly classified into large caps, mid - caps and small caps. While large – caps are leaders across businesses, being more stable and resilient in tough economic periods; mid – caps are high growth companies with potential to be tomorrow's large – caps and small caps offer potential to scale, niche businesses.



### Investment Strategy & Portfolio Construction Guidelines

- The fund adopts a diversified approach and invests across large, mid and small cap companies
- Emphasis on bottom up approach to select stocks across the market capitalization range with focus on long term growth with no sector bias
- While retaining its flexibility, the fund maintains exposure in the range
  - Large cap companies : 25% - 50%
  - Midcap & Smallcap companies : 50% - 75% (minimum 25% in midcaps and minimum 25% in smallcaps)
- The fund will hold around 50 to 70 stocks

The above mentioned fund universe, portfolio, stock selection, sector allocation and asset allocation are based on our current views & market conditions and are subject to change from time to time.

As per SEBI circular dated October 6, 2017 largecap companies means 1st - 100th company in terms of full market cap, midcap companies means 101st - 250th company in terms of full market cap and smallcap companies means 251st company onwards in terms of full market cap.

### Returns as on August 30, 2022

Period	Returns % (CAGR)			Value of Rs. 10,000/- invested		
	Fund	Benchmark Nifty 500 Multicap 50:25:25 TRI	Additional Benchmark Nifty 50 TRI	Fund	Benchmark Nifty 500 Multicap 50:25:25 TRI	Additional Benchmark Nifty 50 TRI
1 Year	0.82%	7.48%	5.16%	10,081	10,746	10,514
3 Years	20.84%	23.97%	18.63%	17,653	19,062	16,701
5 Years	11.19%	13.04%	13.78%	16,991	18,454	19,071
7 Years	12.11%	14.47%	13.55%	22,262	25,764	24,353
10 Years	18.05%	16.60%	14.34%	52,591	46,466	38,218
Since Inception (17 March, 2008)	15.25%	13.08%	11.30%	77,940	59,210	47,045

**Past performance may or may not be sustained in future.** The performance details provided herein are of existing plan (non-direct plan) - growth option. Different plans have different expense structure. For calculating returns since inception, NAV as on the date of Allotment is taken as Rs.10/- . Face Value per unit is Rs. 10/- . Returns above 1 year are Compounded Annualised Growth Rate (CAGR). Fund Managers: Pranav Gokhale managing since March 29, 2018 and Amit Nigam managing ince September 3, 2020. Please refer last page for performance of other schemes managed by fund managers. Benchmark returns are calculated using Total Return variant of respective benchmark index.

SIP Performance as on August 30, 2022 (Rs. 10,000 invested on the first business day of every month)							
Period	Total amount invested (Rs.)	Scheme		Nifty 500 Multicap 50:25:25 TRI <sup>1</sup>		Nifty 50 TRI <sup>2</sup>	
		Market value (Rs.)	SIP returns (%) XIRR	Market value (Rs.)	SIP returns (%) XIRR	Market value (Rs.)	SIP returns (%) XIRR
1 Year	1,20,000	1,22,223	3.47%	1,25,981	9.42%	1,25,552	8.74%
3 Years	3,60,000	4,92,161	21.45%	5,28,772	26.70%	4,89,948	21.13%
5 Years	6,00,000	8,83,270	15.48%	9,51,286	18.51%	9,04,435	16.45%
7 Years	8,40,000	13,79,939	13.94%	15,08,605	16.44%	14,52,921	15.39%
10 Years	12,00,000	26,90,720	15.43%	27,78,652	16.03%	25,14,310	14.16%
<b>Past performance may or may not be sustained in future.</b> The performance details provided herein are of existing plan (non - direct plan) - growth option. Different plans have different expense structure. Load is not taken into consideration. <sup>1</sup> Scheme Benchmark. <sup>2</sup> Additional Benchmark. Inception date: 17 March, 2008. Returns for other periods not available as the Scheme was close-ended and re-opened for purchase on March 18, 2011, first SIP installment is taken as April 1, 2011. Fund Managers : Pranav Gokhale & Amit Nigam. Benchmark Returns are calculated using Total Return variant of respective benchmark index. <b>Note:</b> XIRR method is used to calculate SIP returns. The above investment simulation is for illustrative purpose only and should not be construed as a promise on minimum returns and safeguard of capital. Invesco Asset Management (India) Private Limited/Invesco Mutual Fund is not guaranteeing or promising or forecasting any returns. SIP does not ensure a profit or guarantee protection against a loss in a declining market. Please refer SIP Enrolment Form or contact nearest ISC for load structure.							

Performance of other Schemes managed by the Fund Manager (As on August 30, 2022)													
Fund	Fund Manager	6 Months		1 Year		3 Years		5 Years		7 Years		10 Years	
		Fund	BM	Fund	BM	Fund	BM	Fund	BM	Fund	BM	Fund	BM
*Invesco India Dynamic Equity Fund	Taher Badshah, Pranav Gokhale	-	-	2.00%	4.06%	9.49%	13.29%	6.14%	10.81%	8.03%	11.04%	11.86%	11.57%
*Invesco India Equity & Bond Fund	Taher Badshah, Pranav Gokhale (for equity investments) & Krishna Cheemalapati (for debt investments)	-	-	1.95%	5.66%	12.06%	16.23%	-	-	-	-	-	-
Invesco India Equity Saving Fund	Dhimant Kothari, Amit Nigam (for equity investments) & Krishna Cheemalapati (for debt investments)	-	-	0.56%	4.09%	7.11%	10.31%	-	-	-	-	-	-
Invesco India ESG Equity Fund	Taher Badshah, Amit Nigam	-	-	-1.54%	1.06%	-	-	-	-	-	-	-	-
*Invesco India Flexi Cap Fund	Taher Badshah, Amit Nigam	4.21%	8.46%	-	-	-	-	-	-	-	-	-	-
Invesco India Growth Opportunities Fund	Pranav Gokhale, Amit Ganatra	-	-	2.69%	8.81%	16.64%	23.84%	11.76%	14.22%	12.57%	15.32%	15.61%	17.43%
Invesco India Infrastructure Fund	Amit Nigam	-	-	12.10%	23.07%	27.28%	24.01%	14.44%	9.38%	13.63%	12.24%	16.95%	13.76%
*Invesco India Largecap Fund	Amit Nigam, Nitin Gosar	-	-	2.13%	5.73%	16.96%	18.89%	11.51%	13.37%	11.68%	13.58%	14.23%	14.90%
Invesco India Midcap Fund	Pranav Gokhale	-	-	7.04%	9.16%	24.95%	29.38%	14.65%	14.57%	14.42%	16.29%	19.47%	19.00%
Invesco India Smallcap Fund	Pranav Gokhale, Taher Badshah	-	-	5.85%	6.81%	30.45%	28.20%	-	-	-	-	-	-
Invesco India Tax Plan	Amit Nigam, Dhimant Kothari	-	-	-1.00%	7.01%	17.48%	21.24%	12.10%	13.59%	12.36%	14.21%	16.28%	15.44%
Invesco India - Invesco Global Consumer Trends Fund of Fund	Amit Nigam, Krishna Cheemalapati	-	-	-36.07%	-12.81%	-	-	-	-	-	-	-	-
Invesco India - Invesco Global Equity Income Fund of Fund	Amit Nigam	-	-	-4.69%	-6.91%	10.07%	12.98%	7.69%	12.82%	6.56%	11.76%	-	-
Invesco India - Invesco Pan European Equity Fund of Fund	Amit Nigam	-	-	-12.02%	-14.15%	6.13%	6.16%	2.79%	6.00%	2.34%	5.78%	-	-

**Past performance may or may not be sustained in future.** BM - Benchmark. The performance details provided herein are of existing plan (non - direct plan) - growth option. Different plans have different expense structure. Face Value per unit is Rs. 10/- Returns less than 1 year are simple annualized. Returns above 1 year are Compounded Annualised Growth Rate (CAGR). No. of schemes managed - Pranav Gokhale: 6, Amit Nigam: 11. Fund benchmark - Invesco India Growth Opportunities Fund : NIFTY Large Midcap 250 TRI; Invesco India Dynamic Equity Fund: NIFTY 50 Hybrid Composite Debt 50:50 Index; Invesco India Equity & Bond Fund: CRISIL Hybrid 35 + 65 Aggressive Index; Invesco India Largecap Fund: NIFTY 100 TRI; Invesco India Midcap Fund: S&P BSE Midcap 150 TRI; Invesco India Infrastructure Fund: S&P BSE India Infrastructure TRI; Invesco India Tax Plan - S&P BSE 500 TRI; Invesco India Equity Savings Fund - Nifty Equity Savings Index; Invesco India Smallcap Fund : S&P BSE 250 Smallcap TRI; Invesco India ESG Equity Fund - Nifty100 ESG Index TRI. Invesco India - Invesco Global Consumer Trends Fund of Fund - MSCI World Consumer Discretionary Index - Net Dividend, Invesco India Flexi Cap Fund - S&P BSE 500 TRI, Invesco India - Invesco Pan European Equity Fund of Fund - MSCI Europe - Net Dividend, Invesco India - Invesco Global Equity Income Fund of Fund - MSCI World Index - Net Dividend. Fund Managers managing the schemes since: Invesco India Growth Opportunities Fund - Amit Ganatra - Jan 24, 2022, Pranav Gokhale - May 19, 2020; Invesco India Dynamic Equity Fund - Pranav Gokhale - June 1, 2018 and Taher Badshah - January 13, 2017; Invesco India Largecap Fund - Amit Nigam - September 3, 2020 and Nitin Gosar - March 29, 2018; Invesco India Midcap Fund - Pranav Gokhale - March 29, 2018; Invesco India Infrastructure Fund - Amit Nigam - September 3, 2020; Invesco India Tax Plan - Amit Nigam - September 3, 2020 and Dhimant Kothari - March 29, 2018; Invesco India Flexi Cap Fund - Taher Badshah - Feb 14, 2022, Amit Nigam - Feb 14, 2022; Invesco India Equity & Bond Fund - Taher Badshah (for equity investments) - June 30, 2018, Pranav Gokhale (for equity investments) - May 19, 2020 and Krishna Cheemalapati (for debt investments) - June 30, 2018; Invesco India Equity Savings Fund - Amit Nigam (for equity investments) - September 3, 2020, Dhimant Kothari (for equity investments) - May 19, 2020 and Krishna Cheemalapati (for debt investments) - March 7, 2019; Invesco India Smallcap Fund - Taher Badshah - October 30, 2018 and Pranav Gokhale - March 1, 2019; Invesco India ESG Equity Fund - Taher Badshah & Amit Nigam - March 20, 2021. Invesco India - Invesco Global Consumer Trends Fund of Fund - Amit nigam - 9 July 2022, Krishna Cheemalapati - 24 Dec 2020, Invesco India - Invesco Pan European Equity Fund of Fund - Amit nigam - 9th July 2022, Invesco India - Invesco Global Equity Income Fund of Fund - Amit Nigam - 9th July 2022. Invesco India - Invesco EQQQ NASDAQ-100 ETF Fund of Fund has not completed 6 months, hence performance data is not provided.


Benchmark returns are calculated using Total Return variant of respective benchmark index, wherever applicable.

As on August 31, 2022

Top 10 Equity Holdings	% of Net Assets
ICICI Bank Limited	6.07%
Reliance Industries Limited	4.33%
Infosys Limited	4.26%
Axis Bank Limited	3.34%
Timken India Limited	2.40%
State Bank of India	2.37%
Vinati Organics Limited	2.25%
Bharat Electronics Limited	2.23%
Thermax Limited	2.17%
Sundram Fasteners Limited	2.08%

Top 10 Industries	% Weightage
Banks	14.68%
Auto Components	9.01%
Consumer Durables	8.06%
Industrial Products	5.72%
IT - Software	5.63%
Finance	4.39%
Petroleum Products	4.33%
Pharmaceuticals & Biotechnology	4.04%
Transport Services	3.66%
Cement & Cement Products	3.56%

Industrywise Classification as per AMFI.

 **Call 1800-209-0007**  
**sms 'Invest' to 56677**  
**invescomutualfund.com**

Follow us on



Distributed by:

ARN Code:

EUIIN Code:

M:

E:

Address:

## Key Facts

### Investment Objective

To generate capital appreciation by investing predominantly in Equity and Equity Related Instruments across market capitalization.

### Asset Allocation

Instruments	Indicative Allocation (% of Net Assets)		Risk Profile High/Medium /Low
	Minimum	Maximum	
Equity and Equity Related Instruments out of which:	75	100	High
a. Largecap Companies	25	50	High
b. Midcap Companies	25	50	High
c. Smallcap Companies	25	50	High
Debt and Money Market Instruments	0	25	Low to Medium

### Plans/Options

(Applicable to Direct Plan also) Growth, IDCW Payout, IDCW Reinvestment

Minimum Investment			
Lumpsum: Rs.1,000 and in multiples of Re.1 thereafter			
Systematic Investment Plan:			
Frequency	Months		Quarters
Monthly	12	6	4
Minimum Amount	Rs.500	Rs.1,000	Rs.1,500
And in multiples of Re.1 thereafter			

### Load Structure

Entry Load: Nil;

Exit Load: • Nil - if upto 10% of Units allotted are redeemed / switched - out within 1 year from the date of allotment.  
• 1% - for any redemption / switch - out in excess of 10% of units allotted within one year from the date of allotment.  
• Nil - if units are redeemed or switched - out after 1 year from the date of allotment. Switch between the Plans under the Scheme: Nil

### Fund Managers

Pranav Gokhale & Amit Nigam

### Benchmark

Nifty 500 Multicap 50:25:25 TRI

IDCW Payout - Payout of Income Distribution cum capital withdrawal option

IDCW Reinvestment - Reinvestment of Income Distribution cum capital withdrawal Option

\*Pursuant to change in fund management responsibilities, for Invesco India Flexi Cap Fund, Mr. Amit Ganatra is the Fund Manager (effective date September 1, 2022) along with Mr. Taher Badshah, managing the fund since February 14, 2022; for Invesco India Dynamic Fund, Mr. Amit Ganatra and Mr. Dhimant Kothari are the Fund Managers (effective date September 1, 2022); for Invesco India Equity & Bond Fund, Mr. Dhimant Kothari is Fund Manager (effective date September 1, 2022) along with Mr. Pranav Gokhale managing funds since May 19, 2020 & Mr. Krishna Cheemalapati managing funds since June 30, 2018; for Invesco India Largecap Fund, Dhimant Kothari is the fund manager(effective date is September 14, 2022) along with Mr. Amit Nigam managing the fund since September 3, 2020.

### Invesco Asset Management (India)

Invesco Asset Management (India) offers expertise across equity and fixed income investments, with a broad range of funds to suit your every investment need. Our aim is to provide best-in-class investment products across asset classes, regions and risk spectrum, with high standards of customer service.

### Invesco Limited – One of the world's leading independent global investment management firms

- US\$1.5 trillion in assets under management around the globe
- Specialised investment teams managing investments across a wide range of asset classes and investment styles
- More than 8,400 employees worldwide
- On-the-ground presence in more than 20 countries, serving clients in more than 120 countries

Source: AUM of \$1,555.9 billion, client-related data, investment professional and employee data as of March 31, 2022. AUM includes all assets under advisement, distributed and overseen by Invesco.

**Disclaimer:** This information alone is not sufficient and shouldn't be used for the development or implementation of an investment strategy. It should not be construed as investment advice to any party. The readers should exercise due caution and/or seek independent professional advice before making any investment decision or entering into any financial obligation based on information, statement or opinion which is expressed herein. While utmost care has been exercised while preparing this document, Invesco Asset Management (India) does not warrant the completeness or accuracy of the information and disclaims all liabilities, losses and damages arising out of the use of this information.

**Mutual Fund investments are subject to market risks, read all scheme related documents carefully.**